



Epidemiology of COVID-19 in Ireland

Report prepared by HPSC on 24/04/2020 for NPHE

Note: Data are provisional

Summary

This report includes data as of 24th April 2020 at 9:15am for events created on CIDR up to midnight Wednesday 22nd April 2020.

Characteristic	Number	%
Total number of confirmed cases	17,420	
Number of new cases since previous day	986	5.7
Total number hospitalised	2,486	14.3
Total number admitted to ICU	338	1.9
Total number of deaths	821	4.7
Total number of outbreaks/clusters	548	-
Total number cases associated with clusters	4,565	26.2
Total number of imported cases	356	2.0
Number of cases in Healthcare workers	4,713	27.1
Median age (years)	49	-
Age range (years)	0-106	-

Confirmed cases

In total, 17,420 confirmed cases of COVID-19 were notified in Ireland **before midnight April 22nd 2020**, with the first cases reported in Week 10 2020, week ending 07/03/2020 (Figure 1).

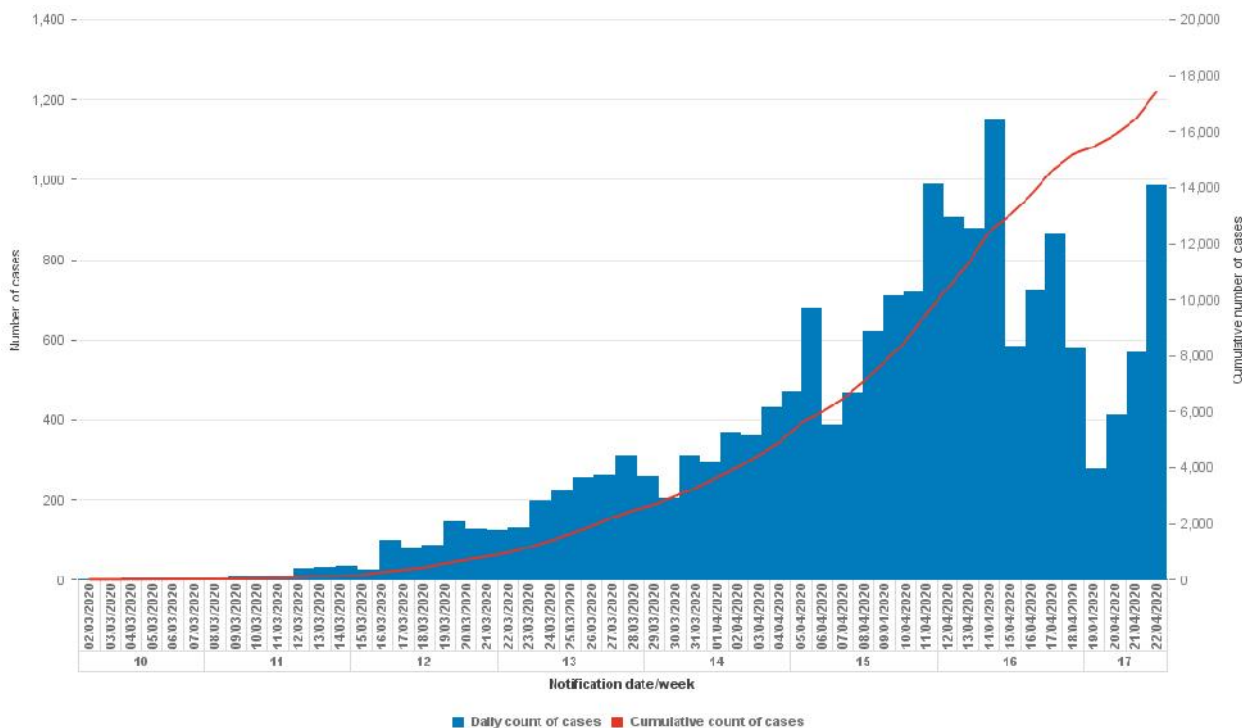


Figure 1: Number and cumulative number of confirmed COVID-19 cases notified in Ireland to midnight April 22nd 2020

Data source: CIDR as of 24/04/2020 9:15

Outbreaks/Clusters

There were 548 outbreaks/clusters of COVID-19 notified on CIDR **before midnight April 22nd 2020**.

Table 1: Characteristics of confirmed COVID-19 cases notified as of midnight April 22nd 2020, Ireland

Characteristic	Number of cases	%
Total	17,420	100
Sex		
Female	9893	56.8
Male	7457	42.8
Unknown	70	0.4
Age group (years)		
<1	30	0.2
1-4	62	0.4
5-14	177	1.0
15-24	1130	6.5
25-34	2838	16.3
35-44	3041	17.5
45-54	3280	18.8
55-64	2408	13.8
65+	4431	25.4
Unknown	23	0.1
HSE area		
HSE East	10189	58.5
HSE Midlands	930	5.3
HSE Mid-West	888	5.1
HSE North-East	1927	11.1
HSE North-West	608	3.5
HSE South-East	678	3.9
HSE South	1367	7.8
HSE West	833	4.8

Data source: CIDR as of 24/04/2020 9:15

Table 2: Country of Infection of confirmed COVID-19 cases notified as of midnight April 22nd 2020, Ireland

Country of infection	Number of cases	% of cases
Ireland	12,866	73.9
Other than Ireland	356	2
Unknown	4198	24.1
Total	17,420	100

Data source: CIDR as of 24/04/2020 9:15

Note: Data are provisional

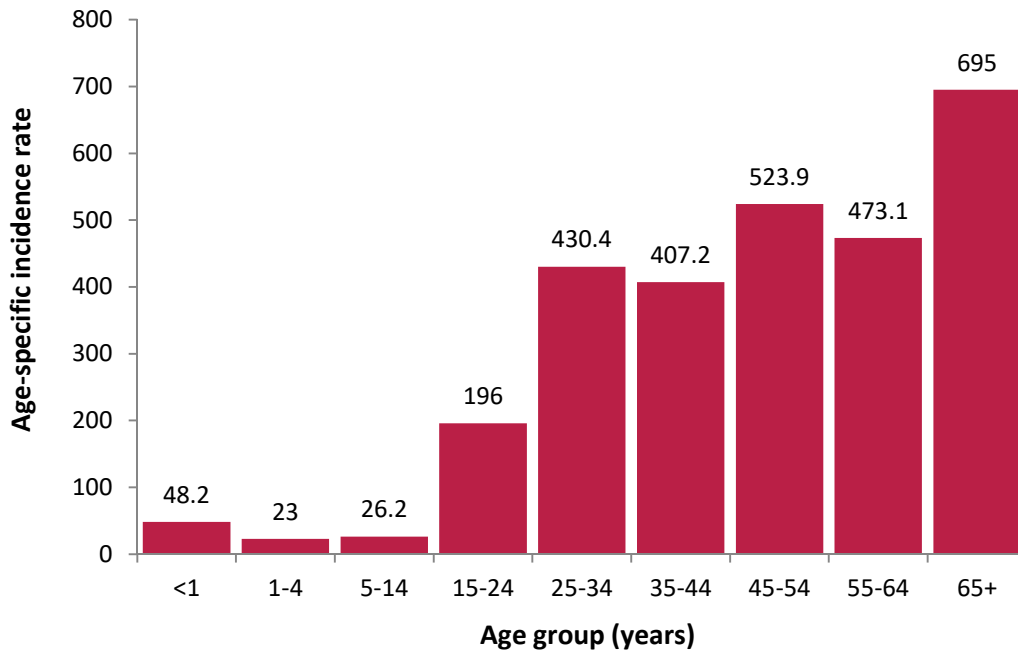


Figure 2: Age-specific incidence rates of confirmed cases of COVID-19 notified to midnight April 22nd 2020, Ireland

Data source: CIDR as of 24/04/2020 9:15, rates are calculated using the 2016 census (www.cso.ie)

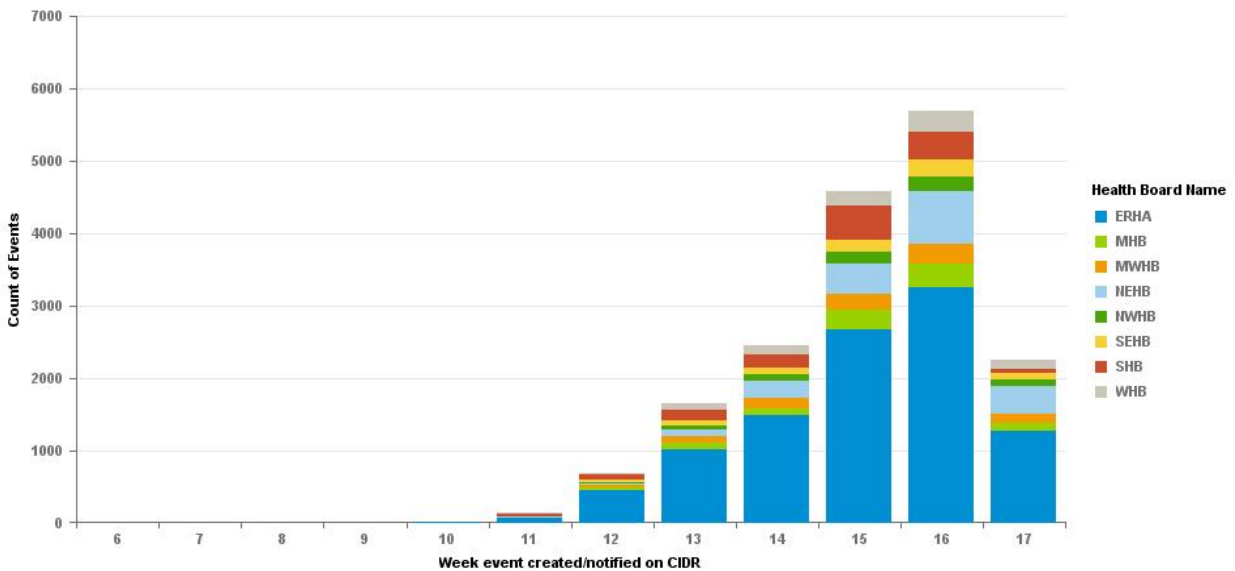


Figure 3: Confirmed cases of COVID-19 notified to midnight April 22nd 2020, by HSE Area and week of notification

Data source: CIDR as of 23/04/2020 9:15

Note: Data are provisional

Table 3: Number of confirmed cases of COVID-19 notified to midnight April 22nd 2020 by county

County Name	Number of cases	%
Carlow	86	0.5
Cavan	506	2.9
Clare	206	1.2
Cork	1096	6.3
Donegal	440	2.5
Dublin	8729	50.1
Galway	331	1.9
Kerry	271	1.6
Kildare	954	5.5
Kilkenny	227	1.3
Laois	202	1.2
Leitrim	62	0.4
Limerick	439	2.5
Longford	102	0.6
Louth	536	3.1
Mayo	391	2.2
Meath	568	3.3
Monaghan	318	1.8
Offaly	217	1.2
Roscommon	111	0.6
Sligo	105	0.6
Tipperary	343	2.0
Waterford	122	0.7
Westmeath	409	2.3
Wexford	143	0.8
Wicklow	506	2.9
Total	17420	100

Data source: CIDR as of 24/04/2020 9:15

Table 4: Number of confirmed COVID-19 cases notified to midnight April 22nd 2020 by transmission classification, Ireland

Transmission classification*	Number of cases	%
Community transmission	2,447	14.0
Local transmission	4,067	23.3
Possible community transmission	5,882	33.8
Possible local transmission	315	1.8
Possible travel abroad	172	1.0
Travel abroad	344	2.0
Unknown	4,193	24.1
Total	17420	100

*Transmission classification is based on country of infection and enhanced exposure data (international travel; close contact of a case) recorded in CIDR. The World Health Organization's (WHO) Definition of transmission classification is outlined in Appendix 1.

Data source: CIDR as of 24/04/2020 9:15

Note: Data are provisional

Table 5: Number of confirmed cases of COVID-19 notified to midnight April 22nd 2020 by age group and hospital, ICU and vital status, Ireland

Age group (years)	Number of cases (n)	Cases hospitalised (n)	Cases hospitalised (%)	Cases admitted to ICU (n)	Cases admitted to ICU (%)	Number of cases that died (n)	Cases that died (%)
<5	92	14	0.6	0	0.0	0	0.0
5 - 14	177	8	0.3	1	0.3	0	0.0
15-24	1130	53	2.1	6	1.8	1	0.1
25-34	2838	155	6.2	12	3.6	3	0.4
35-44	3041	210	8.4	28	8.3	9	1.1
45-54	3280	343	13.8	73	21.6	18	2.2
55-64	2408	379	15.2	94	27.8	37	4.5
65+	4431	1321	53.1	124	36.7	753	91.7
Unknown	23	3	0.1	0	0.0	0	0.0
Total	17420	2486	100	338	100	821	100

Data source: CIDR as of 24/04/2020 9:15

Of the 17,420 laboratory confirmed cases of COVID-19, 821 have died, giving a case fatality rate of 4.7%. Of the patients who were hospitalised, 14% were admitted to ICU.

Table 6: Number of confirmed cases of COVID-19 notified to midnight April 22nd 2020 in healthcare workers by HSE-area and travel status

HSE area	Foreign travel	No foreign travel	Not specified	Total
HSE East	84	2535	140	2759
HSE Midlands	7	195	83	285
HSE Mid-West	15	86	129	230
HSE North-East	6	25	504	535
HSE North-West	8	97	98	203
HSE South-East	5	3	190	198
HSE South	20	107	171	298
HSE West	7	86	112	205
Total	152	3134	1427	4713

Data source: CIDR as of 24/04/2020 9:15

Note: Data are provisional

Table 7: Number of clusters/outbreaks of COVID-19 notified to midnight April 22nd 2020 by location and HSE-area

Outbreak Location	E	M	MW	NE	NW	SE	S	W	Total	%
Nursing home	95	14	9	30	5	3	6	29	191	34.9
Residential institution	52	12	2	9	5	2	14	5	101	18.4
Hospital	42	2	1	11	2	3	11	5	77	14.1
Private house	2	6	7	9	5	8	10	21	68	12.4
Comm. Hosp/Long-stay unit	5	5			7	1	8	1	27	4.9
Travel related		3	4	4	2	1	5	2	21	3.8
Workplace	4	5	2	1		4	5	1	22	4
Extended family	2		2		2	3	3	1	13	2.4
Community outbreak	4	1	1	1			1	1	9	1.6
Public house		2	1				1		4	0.7
Hotel							1		1	0.2
Other	3		2	2		1	4		12	2.2
Not Specified	2								2	0.4
Total	211	50	31	67	28	26	69	66	548	100

Data source: CIDR as of 24/04/2020 9:15

Acknowledgements

Sincere thanks are extended to all those who participated in the collection and reporting of data used in this report. This includes the notifying clinicians and staff in laboratories and Departments of Public Health.

Report prepared by Epi Team, HPSC

Appendix 1: World Health Organization's (WHO) Definition of transmission classification

WHO definition of transmission classification is specified below:

- Community transmission is evidenced by the inability to relate confirmed cases through chains of transmission for a large number of cases, or by increasing positive tests through routine screening of sentinel samples.
- Local transmission indicates locations where the source of infection is within the reporting location.
- Imported cases only indicate locations where all cases have been acquired outside the location of reporting.

Unknown: Transmission is classified as 'unknown' due to incomplete data on CIDR.